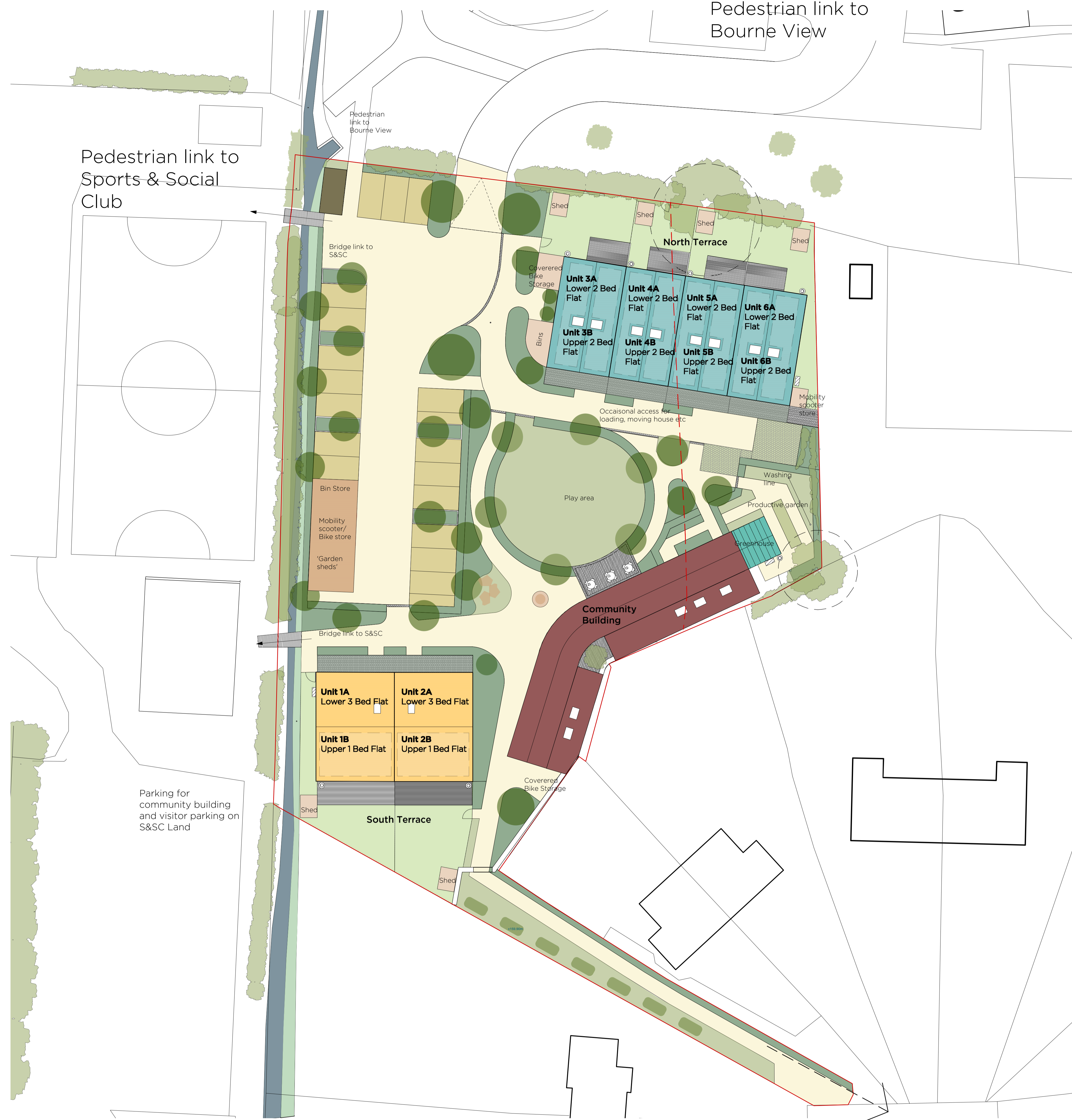








Note:
 All levels and dimensions to be site surveyed and confirmed by the contractor. See also architectural details, mechanical and electrical riser layout and structural engineers drawings and specifications. Door and windows manufacturer to produce shop drawings for comment before manufacture.
 All details are intent only, to be finalised by the contractor. Drawings subject to statutory approvals.



Pedestrian link to village centre via The Bourne

	2 bed maisonette with 2 bed maisonette above		
	3 bed maisonette with 1 bed maisonette above		
	Community building		
	Community Greenhouse		
	Stores		
	Waste storage		
HOUSING UNITS			
	1 BED MAISONETTE	2	
	2 BED MAISONETTE	8	
	3 BED MAISONETTE	2	
	TOTAL UNITS	12	
PARKING			
	STANDARD SIZE SPACE WITH 1.2m CLEAR TO ONE SIDE	2	
	STANDARD SIZE SPACE	15	
	TOTAL SPACES	17	
	CDC technical requirements	17.2 un-allocated spaces	

